



# S/Y “LADY SUMMERFIELD”

---

## SPECIFICATIONS 2018



*“At all critical stages of the vessel's construction, the work was inspected by surveyors of the Marine Division of the Ministry of Transport for New Zealand. The vessel has been surveyed to Charter Yacht Class as being the only suitable class available for a vessel of this standard.”*

*The construction, fitting out and equipment status of the vessel far exceed the requirements of the survey class and I am satisfied that this vessel is fit for world wide ocean cruising.”*

*Surveyor of Ships, District Manager, Dunedin, New Zealand  
(1997)*



# TABLE OF CONTENTS

General .....	2
Price / Contact Information .....	3
Refit Status .....	3
Disclaimer .....	3
Design .....	4
Dimension & Mass .....	4
Certificates & Registration .....	5
Hull & Structure .....	6
Deck Equipment & External Furnishings .....	7
Deck Equipment & External Furnishings (cont'd.) .....	8
Steering Equipment .....	8
Engine Room Equipment .....	9
Electrical Equipment .....	10
Electronics .....	11
Internal Furnishings .....	12
Panoramic Views .....	13
Main Cabin Starboard Side .....	14
Main Cabin Port Side .....	14
Captain's Corner .....	14
Galley .....	15
Forepeak .....	16
Forward Cabin .....	16
Forward Bathroom .....	17
Rear Passway .....	17
Aft Cabin .....	18
Aft Bathroom .....	18
Wheelhouse .....	19
Under Floor .....	19
Safety Equipment .....	20
3D View .....	21
Cabin Layout .....	22
Rigging Profile .....	22



# INTRODUCTION

---

## GENERAL

---

"LADY SUMMERFIELD" is the realisation of a vision, and the product of sophisticated design and exceptional workmanship. It offers the performance, safety and comfort required to navigate the globe.

The original vision for "LADY SUMMERFIELD" was a vessel suitable for charter, private use or under survey. It had to display exceptional strength, quality equipment, comfort and fast sailing ability. It had to be able to go anywhere in the world.

Denis Ganley, a professional yacht designer from Auckland, New Zealand, was asked to consult with the owner and his team to turn the vision into reality. The result is regarded as one of Mr Ganley's best vessels. Professional opinion from within his industry ranks it equally or better than superior yachts of its type with its attractive appearance, gracious lines, reliability, first class equipment and sea comfort.

Completed in 1997, the yacht has travelled more than 20,000 nautical miles through New Zealand, Australian and Pacific (South, North) waters. In 2005/2006, the second owner sailed her from Australia to the Caribbean and crossed the Atlantic Ocean several times thereafter. "LADY SUMMERFIELD" has proven to be a comfortable, reliable and safe ocean vessel. As a 50.5 ft steel yacht with a ketch rig, it has the ability to withstand severe conditions during ocean voyages and has proven so particularly around the South Island of New Zealand.

"LADY SUMMERFIELD" is a very special vessel. The attention to detail throughout the research of the hull design, the practical features and innovative systems, combined with a fastidious fit-out ensure that "LADY SUMMERFIELD" will always be a much admired vessel.

"LADY SUMMERFIELD" is a yacht constructed and fitted out with systems designed for its owners to sail in comfort while having the capability to cope with extreme conditions. Whether fishing in tropical doldrums or battling liquid mountains in the Southern Ocean, "LADY SUMMERFIELD" is suited to the conditions. It is this unique combination that represents the true value of this vessel.



# FOR SALE

---

## PRICE / CONTACT INFORMATION

---

**European VAT is paid.**

**Price on request from broker.**

<http://www.compass-int.com>

[h.luoma@compass-int.com](mailto:h.luoma@compass-int.com)

Mr. Heikki Luoma (mobile) +34 609 671 344

---

## REFIT STATUS

---

Currently, a refit is in progress. Underwater painting was carried out in May 2015. At that time, a surveyor assessed and reported hull condition. Deck, superstructure and exterior woodwork were derusted, sanded and painted/varnished later in 2015. Continuous care of metal and wooden surfaces is in progress. Electrical and electronic systems refit is almost finished. Rig refit is partially finished; further action is planned according to yacht engineering report. Additional systems' installation is prepared, awaiting new owner's detailed specifications. Most existing systems and all added / refit items are well documented and photographed. (For further details, see REFIT remarks in SPECIFICATIONS section.)

---

## DISCLAIMER

---

THE OWNERS OFFER THE DETAILS OF THIS VESSEL IN GOOD FAITH.  
ALL INFORMATION IS BASED ON PREVIOUS OWNER'S SPECIFICATION SHEET.  
ALTERATIONS ACCORDING TO REFIT PROGRESS ARE INCLUDED.  
PHOTOS MAY BE SHOWING PREVIOUS STATE.  
LATEST INFORMATION INDICATED BY HIGHEST VERSION NUMBER (BELOW LEFT).

A BUYER SHOULD INSTRUCT HIS AGENTS, OR HIS SURVEYORS,  
TO INVESTIGATE SUCH DETAILS AS THE BUYER DESIRES VALIDATED.

THIS VESSEL IS OFFERED SUBJECT TO PRICE CHANGE OR WITHDRAWAL  
WITHOUT NOTICE.



# SPECIFICATIONS

THE FOLLOWING DESCRIBES THE  
PRIMARY FEATURES OF THE YACHT.  
IT IS IMPORTANT TO NOTE THAT THIS  
IS NOT A FULL SPECIFICATION.

---

## DESIGN

---

Hull design and sail layout:  
**Denis Ganley Yacht Design**  
(Auckland, New Zealand)

Design and manufacture:  
**D. M. Scott & Associates**  
(Dunedin, New Zealand)

General design & structural calculations:  
**W. G. Scott**  
(Bachelor of Mechanical Engineering, Canterbury University, New Zealand)

Chemical & process design:  
**B. D. Scott**  
(Bachelor of Chemical & Process Engineering, Canterbury University, New Zealand)

---

## DIMENSION & MASS

---

Length of hull (as certified)	15.40 m (50 ft 6 in)
Length over all (as certified)	17.30 m (56 ft 9 in)
Length (total)	19.10 m (62 ft 8 in)
Beam	4.30 m (14 ft 1 in)
Draught	2.44 m (8 ft 0 in)
Mass - unladen	27 metric tons (26.57 british long tons)
Mass - laden ( <i>estimate</i> )	32 metric tons (31.49 british long tons)

---

**CERTIFICATES & REGISTRATION**

---

*At time of launch, "LADY SUMMERFIELD" (former name "Pama Lea") held the following certificates and registrations:*

Certificate of Survey No. 102236  
issued by Maritime New Zealand Safety Authority, under the provisions of the New Zealand Maritime Transport Act 1994, for Passenger Classes 1V, V, V1, River Limits, Extended River Limits, Extreme Limits

Safe Ship Management Certificate M S A 102236

Marine & Industrial Safe Ship Mgt System M S A 105361

New Zealand Tonnage Certificate No. 875868

New Zealand Ship Registration Act 1992 Certificate of Registry No. 875868

*"LADY SUMMERFIELD" was registered under German flag in August 2004:*

Federal Republic of Germany Registry No. 20057



---

**HULL & STRUCTURE**

---

<b>Equipment</b>	<b>Details</b>
Hull structure	Mild steel, electric arc welded, no undercutting, inclusions or pinholes
Topside structure	5 mm ( <i>0.197 in</i> ) plate, transverse frames, longitudinal stiffening, stainless steel rub-rail
Deck structure	3 mm ( <i>0.118 in</i> ) plating, close lattice of stiffeners
Keel structure	20 mm ( <i>0.787 in</i> ) bottom plate, 6 mm ( <i>0.236 in</i> ) sideplates, transverse frames integrated into keel
Ballast	6 tonne ( <i>5.9 ton</i> ) lead / steel ingots, steel shot in-fill, sealed beneath tanks and between transverse frames
Tanks	Integrated between floor and ballast and separated by transverse frames, sealed and tested, raised flange ports, bolted and gasketed port covers, grey water and sewage tanks 600 microns epitar epoxy paint, water tanks odourless and tasteless paint, bottom of diesel tanks PA10 paint
Bulkheads	5 sealable volumes (forepeak, forward cabin, main cabin, aft cabin and engine room), steel bulkhead walls/doors
Rudder	Skeg fixing, thordon bearings, high strength stainless steel rudder shaft
Davits	1 pair, support dinghy, sea platform and electronics
Bowsprit	Stainless steel railing, cable and rod support below
Surface finish	Sandblasted to SA3, Epiglass paint system, primed, undercoated, fared, 450 microns (minimum) top coats below waterline, 350 microns (minimum) top coats above waterline, (8 coats total)





---

## DECK EQUIPMENT & EXTERNAL FURNISHINGS

---

Equipment	Details
Rig type	Ketch
Masts (both with footsteps)	2 (Aluminum) - Main 17.4 m (57 ft) - Mizzen 12.4 m (40.7 ft)
Spinnaker pole	In front of main mast
Stays	8, 10, 12mm stainless steel wire
Tracks	Custom made, stainless steel
Sails	4 (Dacron 2010) total 155.8 m <sup>2</sup> - Main 48 m <sup>2</sup> - Mizzen 21.9 m <sup>2</sup> - Genoa (roller furling) 67.9 m <sup>2</sup> - Jib (roller furling) 18 m <sup>2</sup>
Cockpit winches	2 Nilssen 100:1 2 Maxwell 40:1
Mast winches	4 on main mast 3 on mizzen mast
Bowsprit	Dual support by rod and cable Dinghi lift device attachable
Pulpit	Stainless steel, wooden seat
Guardrails	High stainless steel poles, stainless steel wire, solid laminated teak capping aft
Windows	12 mm (0.47in) toughened armourplate, tinted except for wheelhouse
Hatches	Custom made, mild steel exterior, solid teak interior, 12 mm (0.47in) toughened armourplate windows
Entry door & hatch	Steel with bolts and safe lock
Ventilation	Dorade boxes, chromed ventilation cowls
Woodwork	Solid laminated teak
External cockpit	Seating 5, with sprayhood and soft-top
Sun protection (connecting to sail covers)	All over deck






---

**DECK EQUIPMENT & EXTERNAL FURNISHINGS (CONT'D.)**

---

<b>Equipment</b>	<b>Details</b>
Bow rollers	Bronze & stainless steel
Anchor winch	Electrical. Local and wheelhouse control
Anchor main chain (13 mm)	100 m (330 ft) , with Ultra Marine Flip Swivel
Anchor (2 places on bow)	“CQR” type 54.4 kg (120 lb) (2 <sup>nd</sup> ANCHOR TO BE REFIT)
Gas storage	2 steel lockers
Equipment storage	1 large steel locker, 4 small wooden lockers
Davits	2 (supporting dinghy, platform and instrument arc)
Swimmer’s platform	Lowerable to sea level (for diver’s easy access)
Shower	Near platform, with constant temperature mixer unit
Dinghy	Inflatable, liftable under davits (or bow sprit in port)
Outboard engine	Suzuki DF5
(Diver’s electrical air compressor)	(REFIT ELECTRICALLY PREPARED)
Wash down hoses	Sea water, fresh water
Fenders	8 oblong, 2 round
Barbeque	On aft deck railing

---

**STEERING EQUIPMENT**

---

<b>Equipment</b>	<b>Details</b>
External cockpit	Main helm, engine control, compass, Raymarine autopilot & multi purpose instrument
Wheelhouse	Auxiliary helm, engine control, Raymarine plotter, Sharp autopilot with remote compass
Steering system	Edson, twin helm, dual cable control, quadrant drive
Emergency tiller	In rear cabin
Auto pilot servo units	2 (through wheelhouse steering cable)
(Bow thruster)	(REFIT ELECTRICALLY PREPARED)




---

**ENGINE ROOM EQUIPMENT**

---

<b>Equipment</b>	<b>Details</b>
Main engine	Lees Marine Ford 2715 E (Lehman Ford 2715 E with different marinisation parts), 6 cylinder diesel, 380 cubic in / 6.2 L, 120 hp / 85 kW, engine number 811025
Gear box	Borg Warner
Main engine exhaust	7.6 cm (3 in) stainless steel, water cooled, exit through bronze valve
Propeller	3 blade, bronze, 525 mm (20.68 in) diameter, stainless steel propeller shaft with bronze sleeve and anode
Fuel inlet	Valves for 2 tanks
Fuel lift pumps	Manual and 12 V electrical (filling gravity feed tank)
Fuel filter	Racore
Water inlet	Filter unit, galvanised piping painted internally and externally with epitar
Pump selectors	5 bronze shutoff valves (bilge compartments) 2 bronze pump selector valves (bilge or sea water)
Water pumps	1 membrane pump (12 V electrically driven) 1 Jabsco 1½" bronze impeller pump with clutch (belt driven from main engine)
Engine alarms	Oil pressure, water temperature, water flow
Work bench	With vise
Sunlight and fresh air	Fixed window in hull, air duct with reversible fan, porthole to cockpit
Valves	Main inlet valve, rear pump outlet, generator exhaust outlet, cockpit drain
(230V AC generator)	(REFIT ELECTRICALLY PREPARED)
(Desalinator / "water maker")	(REFIT ELECTRICALLY PREPARED)
(Heating / cooling system)	(REFIT ELECTRICALLY PREPARED)




---

**ELECTRICAL EQUIPMENT**

---

<b>Equipment</b>	<b>Details</b>
Batteries	12 V (total capacity 1235 Ah) 2 engine starter batteries, AGM Deep Cycle, 110 Ah ea. 1 generator starter battery, AGM Deep Cycle, 110 Ah 4 service batteries, Gel Deep Cycle, 130 Ah each 1 service battery, Gel Deep Cycle, 165 Ah 1 bow battery, AGM Deep Cycle, 220 Ah (REFIT 2015)
Battery charge coupler	2 Victron Argo FET 3bat 100 A (REFIT 2015)
Battery charger / inverter	Victron Quattro 12/3000/120-50/30 Victron Digital Multi Control 200/200 A (REFIT 2015)
Bow battery charger	Victron Blue Power Charger 12/25 (REFIT 2015)
Battery monitor	Philippi BCM 2 (REFIT 2015)
Alternators	2 on main engine, 12 V / 63 A (REFIT 2015)
Wind generators (2 places on stern arc)	2 Air Marine, 12 V / 400 Watt at 12.5 m/s = 24,3 kn (2 <sup>nd</sup> WIND GENERATOR TO BE REFIT)
Onboard AC equipment	230 V, 50-60 Hz
Shore connection	Victron Isolation Transformer 3600 W, auto-switching 115/230 V Polarity test, voltage & frequency indication (REFIT 2015)
230 V outlets (“Schuko” type)	Forward cabin, forward bathroom, main cabin, Captain’s corner, galley, rear cabin, engine room
12 V outlets	Forward cabin, main cabin, Captain’s corner, rear cabin, engine room, wheelhouse, cockpit
5 V USB outlets	Forward cabin, main cabin, Captain’s corner, rear cabin, engine room, wheelhouse
(230V AC generator)	(REFIT ELECTRICALLY PREPARED)




---

**ELECTRONICS**

---

<b>Equipment</b>	<b>Year / Details</b>	
SSB radio	1996 Furuno 1550	
D fax	1996 Furuno	
VHF radio (with hailer)	Raymarine RAY 260 2 handsets, 3 speakers	(REFIT 2016)
AIS w/splitter	Raymarine AIS 650	(REFIT 2016)
VHF handheld radios	2 (plus 2 for emergency equipment)	
GPS	2005 Furuno 32	
	Raymarine RS 130	(REFIT 2016)
Satellite systems	Satellite Phone, external antenna	
	Iridium GO! System, external antenna	(REFIT 2016)
Depth sounders	1995 Raytheon FR 450 W (with paper tape) (RAYMARINE CPT 110 REFIT PLANNED)	
	2005 Raymarine ST60	
Radar	Raymarine Quantum Q24C 18" Radome	(REFIT 2016)
Radar reflector	passive	
Auto pilot	1996 Sharp Ocean 2004 Raymarine	
Sailing gauges	Raymarine 2 x i70 (Cockpit, Forward Cabin), p70R (Cockpit)	(REFIT 2015)
Plotters & network	Raymarine eS98 (wheelhouse, incl. HDMI to TV) eS75 (Captain's Corner) A75 (Aft Cabin) HS5 (RayNet 5-port switch)	(REFIT 2016)
Ethernet network	16-port switch, CAT.7 cables	(REFIT 2016)
GSM	Option Globe Surfer III	(REFIT 2016)
External WiFi	ALFA TUBE-2H	(REFIT 2016)

---

**INTERNAL FURNISHINGS**

---

<b>Equipment</b>	<b>Details</b>
Walls, benches, cupboards, bunks	Solid teak, solid swietenia or up to 5 mm veneered teak or swietenia on tanalized plywood
Floor	Tanalized plywood under marine carpet
Ceiling	White prefinished laminex, solid teak or swietenia trimmings
Seats	Tanalized plywood under leather upholstery, solid teak or swietenia trimmings
Wood surface finish	All teak and swietenia, minimum of 5 coats epithane varnish, all tanalized timber from bilges to 300 mm above waterline 3 coats evidure, all interior stowage spaces white undercoat / enamel Internal Finishing
Insulation	Glass wool, marine quality, flameproof, enclosed in main cabin walls from 300 mm above LWL up to and including ceilings, accessed through inspection ports in walls
Air flow	Cowl-fed vents in all cabins, extractor fan for galley and forward bathroom
Audio system	2 speakers in main cabin 2 speakers in cockpit



---

PANORAMIC VIEWS

---

Main Cabin, looking forward



Main Cabin, looking aft





---

### MAIN CABIN STARBOARD SIDE

---

<b>Equipment</b>	<b>Details</b>
Seating	1 large seat (seats 3, sleeps 1)
Diesel heater	Dickinson “Antarctic” stainless steel
Clock & barometer	1 each
Thermo-/Hygrometer & barograph	Jensen, Meteograf
Colour television, Blu-Ray player	12 V, Glomex external antenna.
Apple TV	230 V
Sunlight and fresh air	Hatch, 2 fixed windows in hull, Dorade vent, escape hatch in forward passway

---

### MAIN CABIN PORT SIDE

---

<b>Equipment</b>	<b>Details</b>
Seating	Two double seats, table for four plus extension to six
Valves	Pump control for sewage, grey water and bilge
Electric pump	Sewage macerator
Hand pump	Anchor bilge, sewage tank
Sunlight and fresh air	Hatch, 2 fixed windows in hull, Dorade vent

---

### CAPTAIN’S CORNER

---

<b>Equipment</b>	<b>Details</b>
Main 12 V fuse & control panel	Philippi switch panels
Indication panel	Victron and Philippi indication panels
Printer / scanner	HP Photosmart C4280
AM / FM radio	Pioneer CD RDS Receiver DEH-1800UB with CD player. Glomex external antenna.

**GALLEY**

<b>Equipment</b>	<b>Details</b>
Fridge/Freezer	Custom made, 60 L, stainless steel, Kissmann 12 V yacht compressor
Fridge (under middle cabin bunk)	Custom made, 100L, Kissmann 12 V yacht compressor
Freezer/Fridge (in wheelhouse)	Waeco 60 L 12 V
Stove	Steel, gimbaled, 3 burners, oven (REFIT 2016)
Cooking fuel (vented storage outside)	1 operational gas cylinder (electrical safety valve), 1 spare gas cylinder
Vegetable storage	5 stainless steel trays
Microwave oven	Sharp Carusell 230 V
Sinks	2 stainless steel sinks in stainless steel bench, solid teak trimming
Dishwasher (drawer type)	Fisher Paypal 230 V (mounted under wheel house)
Valves	Fresh water tank selectors, pump control for grey water and bilge, galley sea cock
Electric pump	Fresh water pressure
Manual pump	Galley grey water
Sunlight and fresh air	Fixed window in hull, exhaust fan (for galley and forward bathroom)






**FOREPEAK**

<b>Equipment</b>	<b>Details</b>
Stowage	Light materials only
Drain	½” valve (spring loaded)
Water-tight door	2 screws & safety lock


**FORWARD CABIN**

<b>Equipment</b>	<b>Details</b>
Double bunk	Stowage underneath
Equipment	Raymarine multi-purpose instrument, cabin call
Anchor chain locker	2 compartments
Valve	Forward bathroom supply
Water-tight door	2 sliding bolts
Sunlight and fresh air	Hatch, 2 fixed windows in deck, Dorade vent



**FORWARD BATHROOM**

<b>Equipment</b>	<b>Details</b>
Electrical toilet	Sanimarin 35, fresh water or sea water selectable flush. Selectable discharge to sea or holding tank.
Hand basin, shower	Stainless steel, mixer units
Valves	Grey water pump selection, forward sea cock, toilet discharge
Electric pumps	Forward bathroom grey water, main forward bilge. Toilet flush & deck wash
Manual pump	Forward bathroom grey water main forward bilge
Sunlight and fresh air	Hatch, exhaust fan (for galley and forward bathroom)



**REAR PASSWAY**

<b>Equipment</b>	<b>Details</b>
Single bunk	Stowage underneath
Access	Engine room, main engine oil dipstick, service batteries
230 V Switchboard	with polarity, voltage and frequency indications
Diesel control	Bronze selector valves, water separator
Valve	Cockpit drain
Sunlight and fresh air	Fixed windows in hull, porthole to cockpit



**AFT CABIN**

<b>Equipment</b>	<b>Details</b>
Double bunk	Pivoted, storage underneath
Equipment	Raymarine plotter, cabin call
Water-tight door	2 sliding bolts
Access	Gear box oil dipstick, shaft brake, shaft gland, rudder quadrant
Valves	Main engine exhaust, aft toilet discharge
Sunlight and fresh air	2 fixed windows, 1 porthole in hull, 2 dorade vents



**AFT BATHROOM**

<b>Equipment</b>	<b>Details</b>
Toilet	Jabsco, manual flush to sea
Shower	Hand held, dual valves
Hand basin	Dual valves
Electric pump	Basin & shower drain
Sunlight and fresh air	1 porthole in hull. Blower.



---

## WHEELHOUSE

---

<b>Equipment</b>	<b>Details</b>
Helmsman's seat	Retractable, with storage inside. Foot rest
Watchman's seat	
Instruments	Raymarine plotter, engine control, alarm panel
Drain	To main bilge aft
Sunlight and fresh air	7 fixed windows, 2 Dorade vents, main entry

---

## UNDER FLOOR

---

<b>Equipment</b>	<b>Details</b>
Water heater	Heated by 230V and engine coolant
Fresh water center tanks	1363 L (300 <i>Imp.gal</i> / 360 <i>US.liq.gal</i> ) under floor
Fresh water port/starboard tanks	(Deactivated and used for bottled water and spare parts storage)
Diesel aft tank	650 L (143 <i>Imp.gal</i> / 171 <i>US.liq.gal</i> )
Diesel forward tank	800 L (176 <i>Imp.gal</i> / 211 <i>US.liq.gal</i> )
Bilges (engine room pumps)	Forward cabin bilge, main bilge forward, main bilge aft, engine room bilge, aft cabin bilge
Anchor bilge	Under chain locker, (volume TBD)
Forward sink & shower holding tank	Under forward bathroom floor, (volume TBD)
Galley sink holding tank	Under oven, 136 L (30 <i>Imp.gal</i> / 36 <i>US.liq.gal</i> )
Aft sink & shower pump pit	Under rear bathroom floor, 9 L (2 <i>Imp.gal</i> / 2.4 <i>US.liq.gal</i> )
Sewage tank	Under forward passway, 182 L (40 <i>Imp.gal</i> / 48 <i>US.liq.gal</i> )

**SAFETY EQUIPMENT**

<b>Equipment</b>	<b>Details</b>
Liferaft	On aft deck railing (REFIT PLANNED)
LifeSling	On aft deck railing
Ring buoy	On aft deck railing
EPIRB (GPS)	ACR RLB-36 GlobalFix iPro, P/N 2848, S/N: 16193 Battery date: 03/2020
EPIRB	GME MT-403 e999F, S/N: 1507342937 Battery date: (to be determined) (REFIT 2016)
SART	OceanSignal S100, S/N: 004093081M Battery date: 09/2019
Smoke alarms	Engine room, forward cabin, rear passway, aft cabin
Fire extinguishers (type A/B/F)	2 L (2 in wheelhouse, 1 in forward passway)
Fire extinguisher (CO <sub>2</sub> )	5 kg (1 engine room flood, manually triggered, access in rear passway)



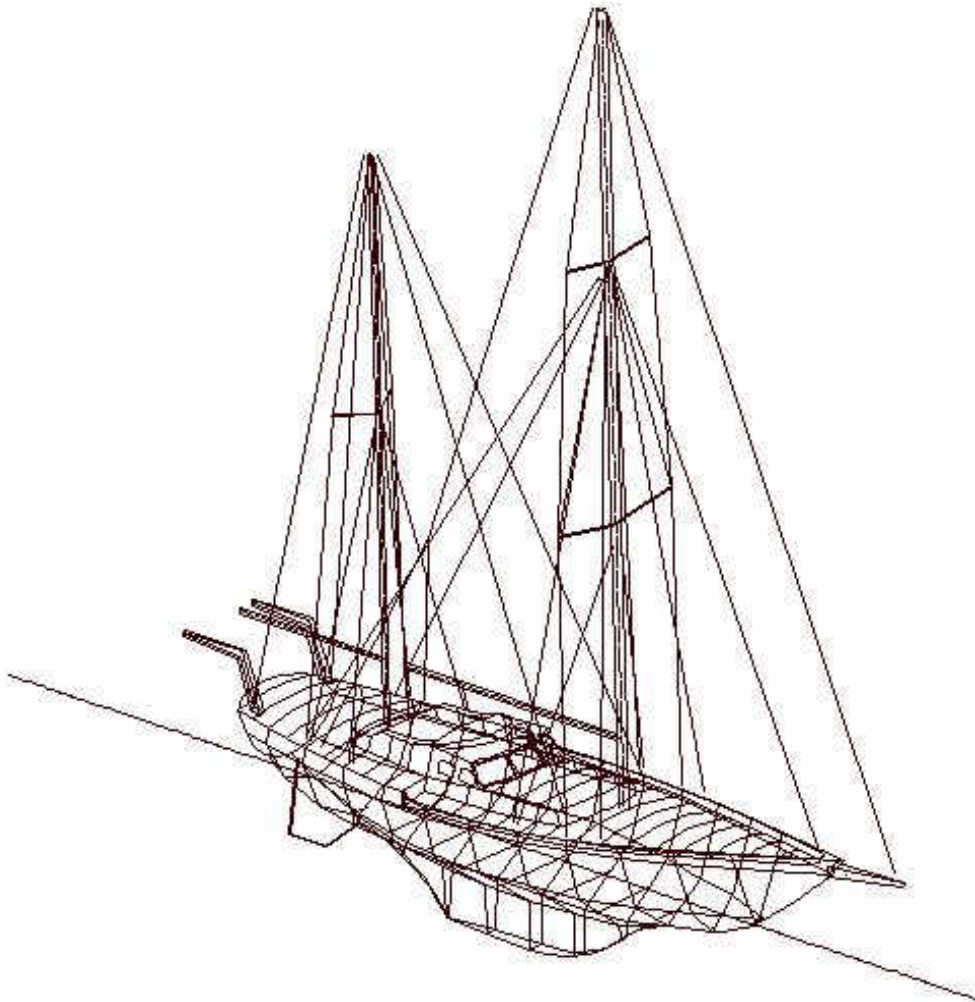
# PLANS

THE FOLLOWING PLANS ARE INTENDED TO PROVIDE AN OVERVIEW  
OF THE LAYOUT AND CONSTRUCTION OF LADY SUMMERFIELD.

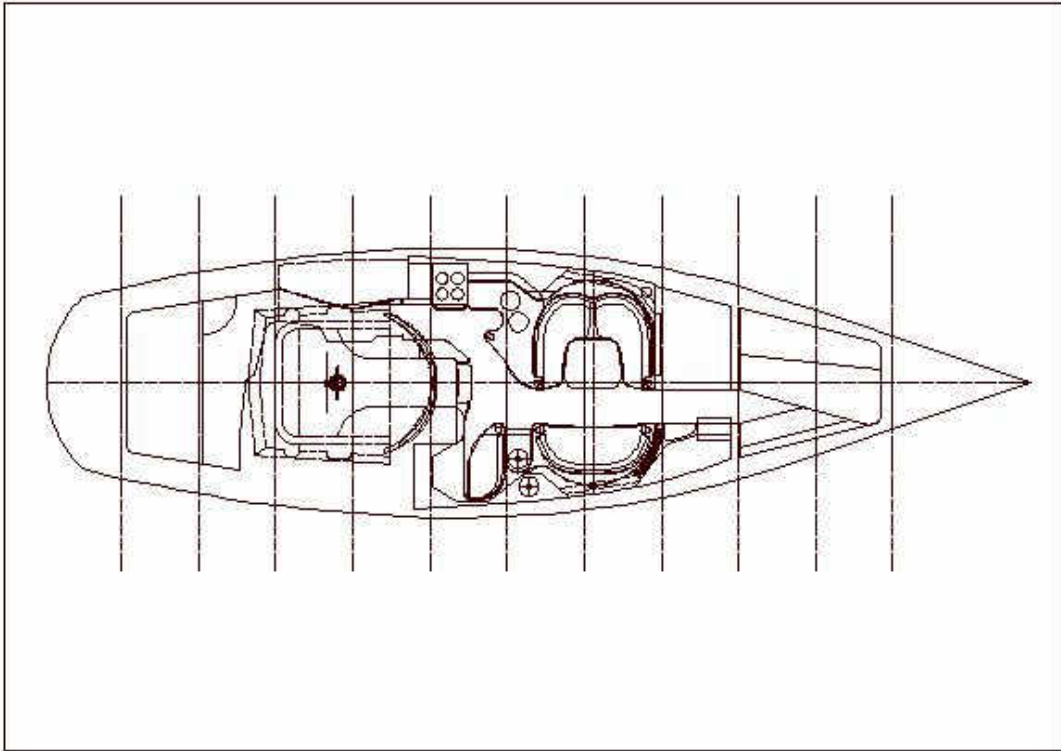
---

## 3D VIEW

---



**CABIN LAYOUT**



**RIGGING PROFILE**

